

Counted and Visible Global Conference on the Measurement of Gender Equality and Intersecting Inequalities

SESION 2A

Missing Figures: Who is being left behind? – Women with Disabilities

Heidi Berner H.

February 26th, 2020

- **United Nations Convention on the Rights of Persons with Disabilities (CRPD), endorsed by Chile in 2008.** Article 31: *“States Parties undertake to collect appropriate information, including statistical and research data, to enable them to formulate and implement policies to give effect to the present Convention”*.
- **Law 20.422 (2010):** Establishes norms on equal opportunities and social inclusion of Persons with Disabilities (PwD).
- First National Study on Disability (2004), carried out by the **National Disability Agency (Senadis)**, a related service of the Social Development Ministry.
- **Second National Study on Disability (2015)**, carried out by the Undersecretary of Social Evaluation, Senadis and the National Institute of Statistics.
- **Law 21.015 (2017):** Incentives the inclusion of PwD in the labor market.

- National Surveys:
 - The level of representability of the sample is key for the use the survey's questions in the design of public policies.
- Administrative Data:
 - National register of persons with disabilities was created by Law and establish norms to qualify a person with disability.
 - Low of coverage of the National register of persons with disabilities (about 11%), normally associated to the targeting of the social benefits for persons with disabilities.

The **Second National Study on Disability** (Endisc II) took into account:

- The theoretical framework and conceptual model of the **International Classification of Functioning, Disability and Health (ICF)** (2001).
- A set of relevant areas established by the **Convention on the Rights of Persons with Disabilities (CRPD)**.
- The questionnaire and measurement methodology of the **Model Disability Survey** project, developed by the **World Health Organization (WHO)** and the **World Bank (WB)**.
- **WHO** provided **technical support** for implementation and data analysis.

Discussion and social involvement

- **Dialogue with civil society representatives:** Following the requirements of Law 20.422, more than 1,700 people participated in dialogues with organizations of and for persons with disabilities in all regions of the country, collecting their specific demands and needs of information.
- **Discussion with government agencies and Presidential Advisory Committee:** In-depth review of questions of the Model of Disability Survey by thematic area, establishing methodological and policy recommendations.



- The **Second National Study on Disability** contributes to social policy and socioeconomic characterization of persons with disabilities, using a comprehensive and rights-based methodological approach.
- Among its main strengths are:
 - ✓ Analyzes disability as a **continuum**, classifying the entire population in continuous scales (0 to 100) related to ICF concepts of capacity and performance.
 - ✓ Reveals the presence of **mild** and **moderate** disability situations, that are not captured by standard questions included in censuses or other household surveys.
 - ✓ Uses specific questions to measure **child disability** (2 to 17 years), fitted to age and child development.
 - ✓ Considers the effect of **environmental factors** as barriers or facilitators.
 - ✓ Provides detailed information for **monitoring the CRPD** and assess socioeconomic, gender and age gaps between persons with disabilities.

Survey methodology

- Sample size: 12,265 adults (aged 18 and over) and 5,515 children (aged 2 to 17 years).
- Representative at national, regional (only for adult) and urban / rural level.
- Sample design and fieldwork conducted by the National Statistics Institute (INE).
- Specific protocols for deaf persons (assistance of a sign language interpreter).

Questionnaires

Questionnaire	Subject	Number of items
Household	Registry	10
	Education	7
	Employment	9
	Income	13
	Housing	2
Subtotal		41
Adult (18 and over)	Performance	47
	Capacity and health condition	92
	Environment	43
	Participation and access to social services	22
Subtotal		204
Children (2 to 17)	Performance	27
	Capacity and health condition	36
	Environment	16
	Participation & access to social services	9
Subtotal		88
Total		333

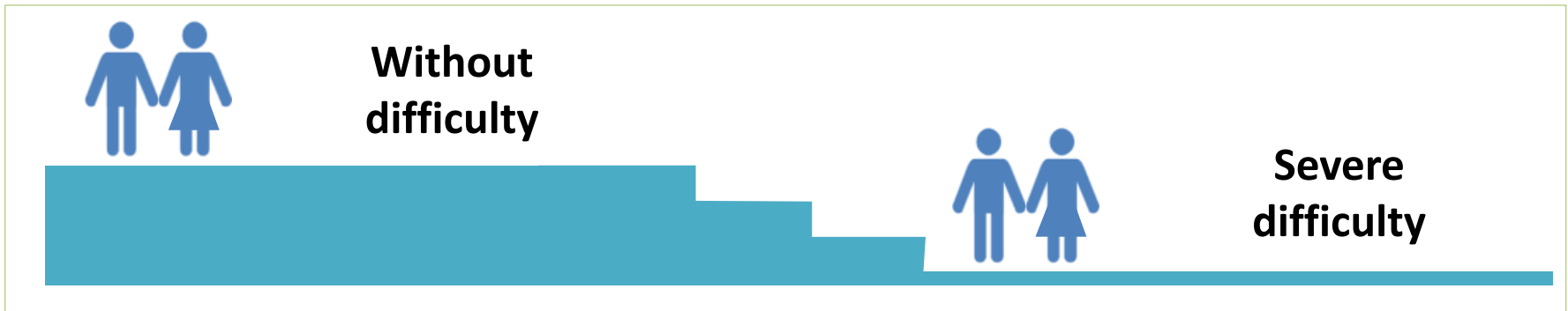
3 Different questionnaires / 3 types of respondents:

- **Household**
- **Adults** (selection method in all households)
- **Children** (selection method in household with members aged 2-17)

SECOND NATIONAL STUDY ON DISABILITY (ENDISC II) - DISABILITY MEASUREMENT


CAPACITY SCALE

Measures the highest probable level of functioning of a person in a given domain at a given moment, considering only his or her health condition.



PERFORMANCE SCALE

Measures what an individual actually does in his or her current environment, considering human and technical assistance, medication and other barriers and facilitators.

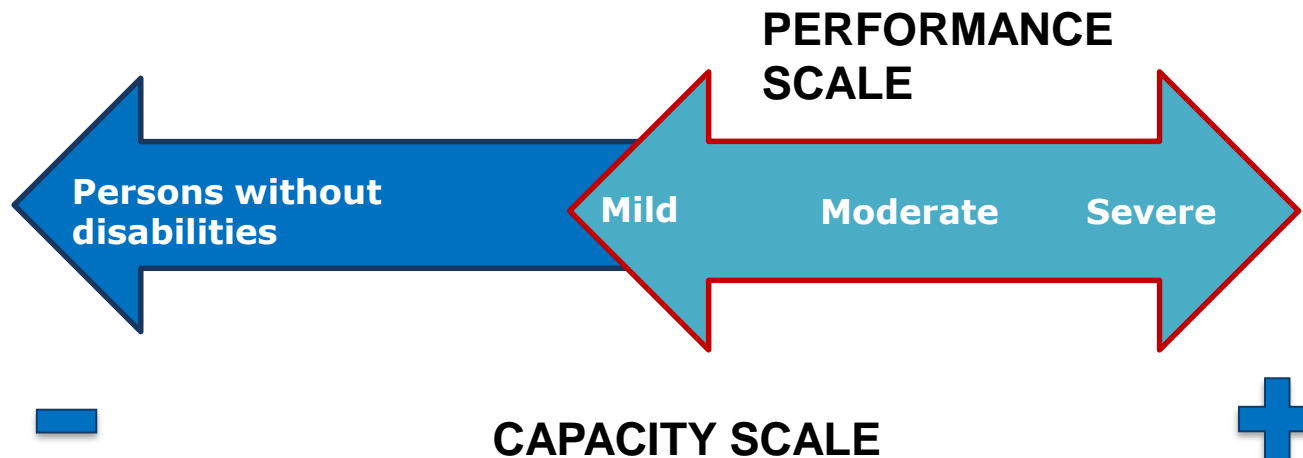


SECOND NATIONAL STUDY ON DISABILITY (ENDISC II) - DISABILITY MEASUREMENT

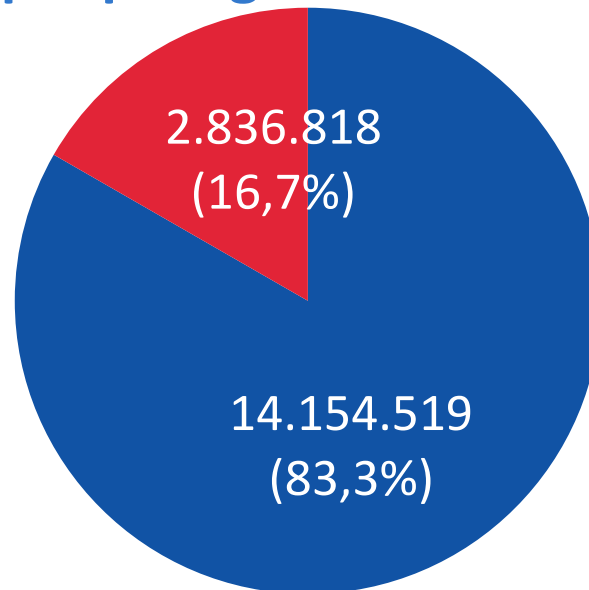
Both scales (capacity and performance) could be used to produce different measures.

We used a two-step strategy that combines information from both scales for public policy purposes:

1. In the first step, capacity scale is used to identify persons with disabilities.
2. Then, performance scale is used to graduate the level of disability



Prevalence of disability in overall population (people aged 2 and over)

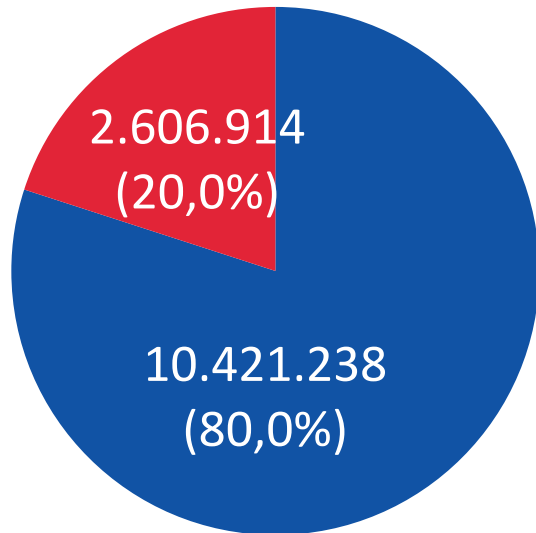


- Persons without disabilities
- Persons with disabilities

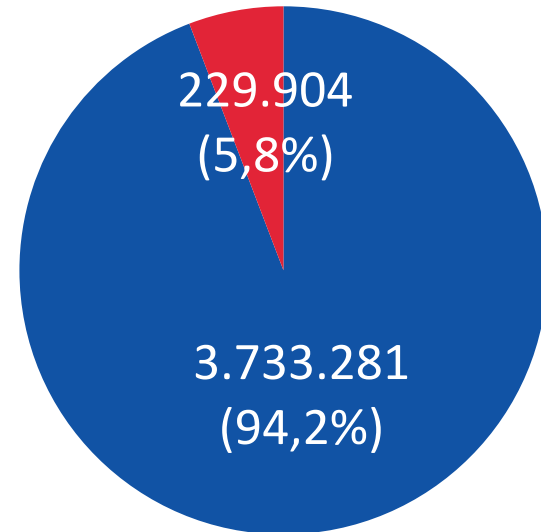
Taking into account both adult and child disability measures, the Second National Study estimated a **2.836.818 population with disability (16,7%)** aged 2 and over.

Prevalence of disability in adult and child population

Distribution of adult population (18 and over) by disability status



Distribution of child population (2 to 17) by disability status

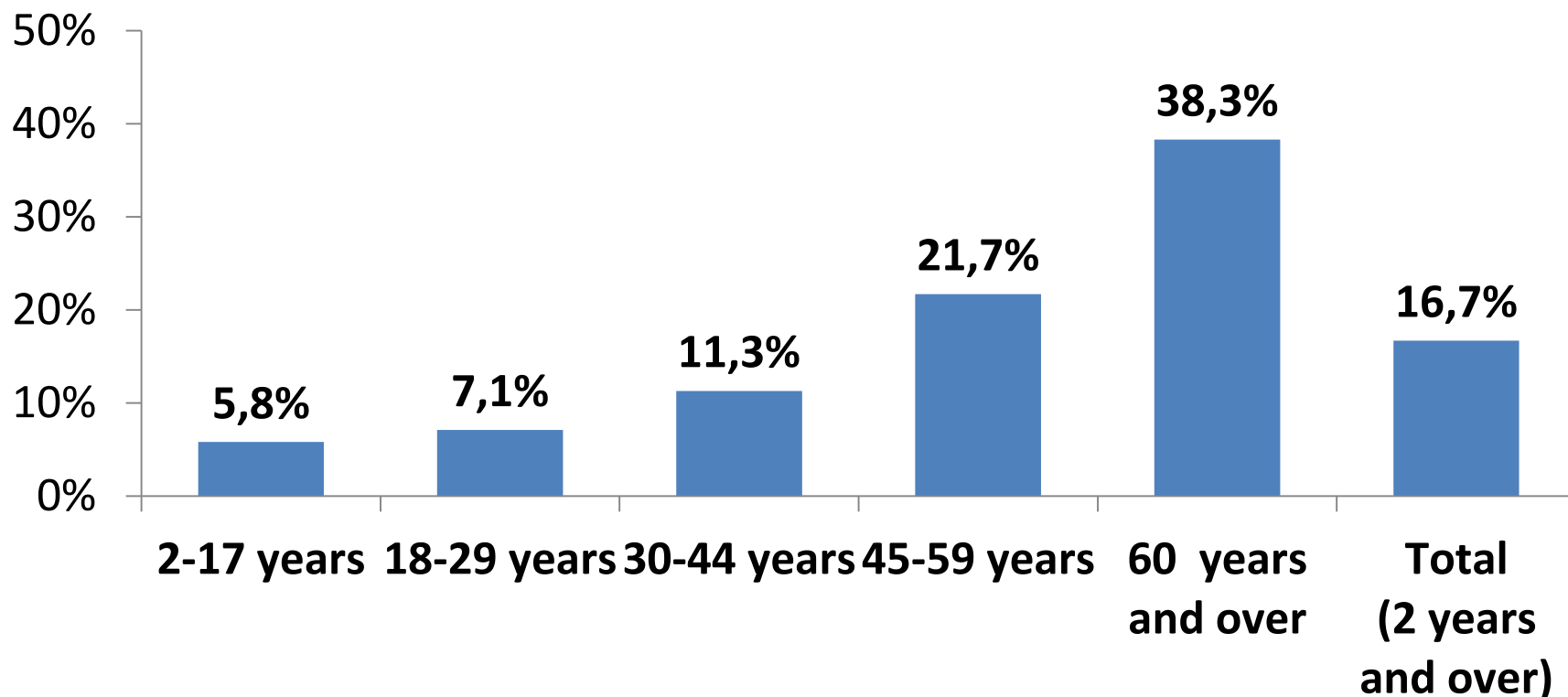


Persons with disabilities

Persons without disabilities

Prevalence of disability by age group (2015)

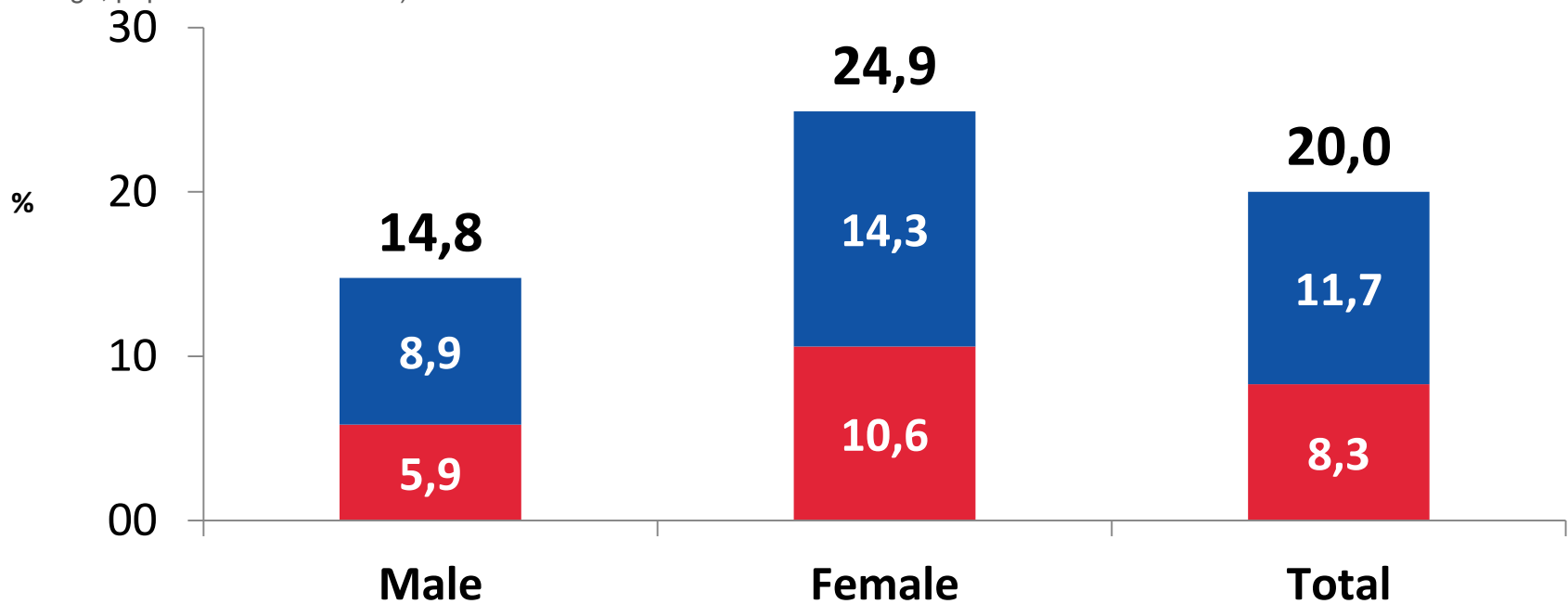
(Percentage, population aged 2 and over)



Fuente: Ministerio de Desarrollo Social, encuesta del Segundo Estudio Nacional de la Discapacidad, 2015.

Prevalence of disability and disability level on adult population (18 and over), by gender (2015)

(Percentage, population 18 and over)



Persons with severe disabilities

Persons with moderate and mild disabilities

Fuente: Ministerio de Desarrollo Social, Segundo Estudio Nacional de la Discapacidad, 2015.

Nota: Las diferencias entre las estimaciones del porcentaje de población en situación de discapacidad por sexo (total, leve a moderada y severa) son estadísticamente significativas a un 95% de confianza.

Prevalence of disability by gender and age (2015)

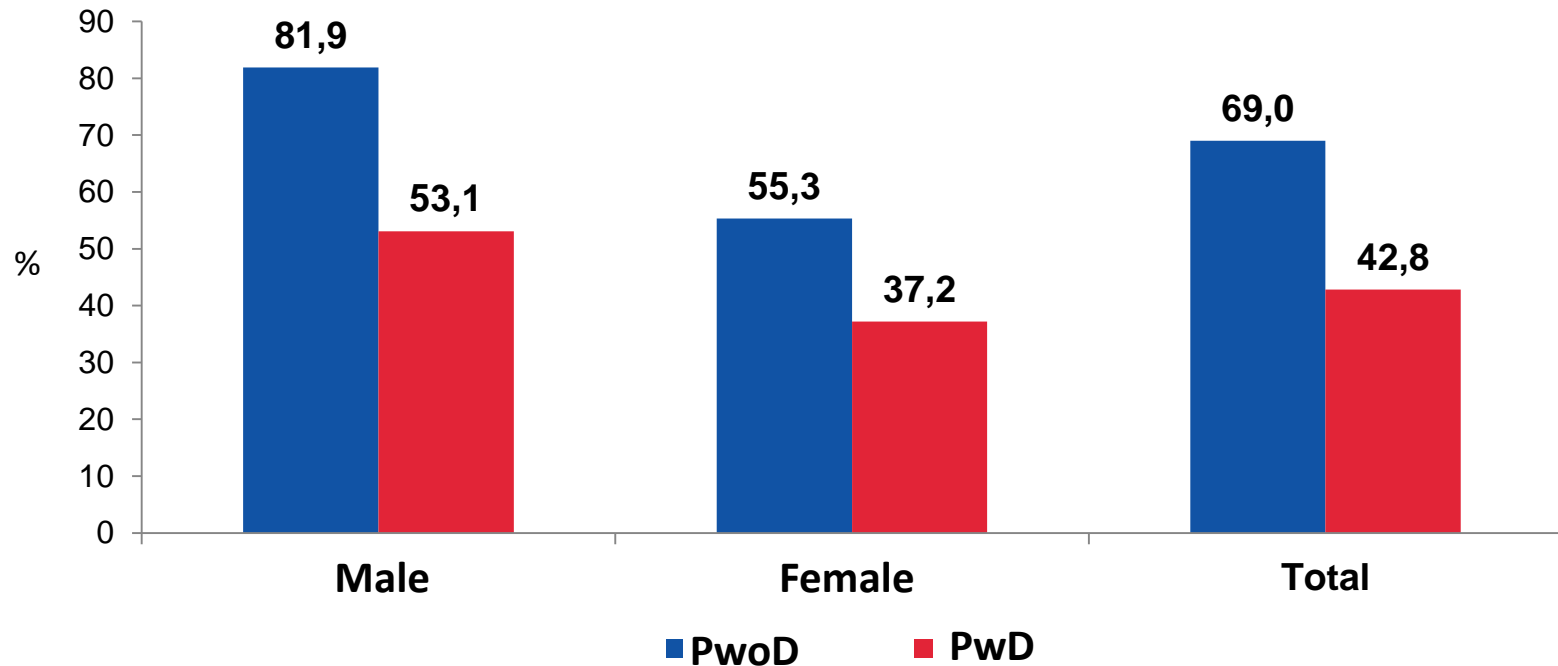
(Percentage, population 2 years and older)

Tramo de edad	Hombre		Mujer	
	N	%	N	%
2 a 17 años	144.208	7,2	85.696	4,4
18 a 29 años	98.374	6,0	116.977	8,2
30 a 44 años	109.429	7,7	222.648	14,7
45 a 59 años	303.248	16,3	525.613	26,8
60 años y más	417.367	30,3	813.258	44,3
Total	1.072.626	12,9	1.764.192	20,3

Fuente: Ministerio de Desarrollo Social, Segundo Estudio Nacional de la Discapacidad, 2015.

Nota: Las diferencias entre las estimaciones del porcentaje de población en situación de discapacidad por sexo (total, leve a moderada y severa) son estadísticamente significativas a un 95% de confianza.

Labor market participation rate of adult population by disability and sex



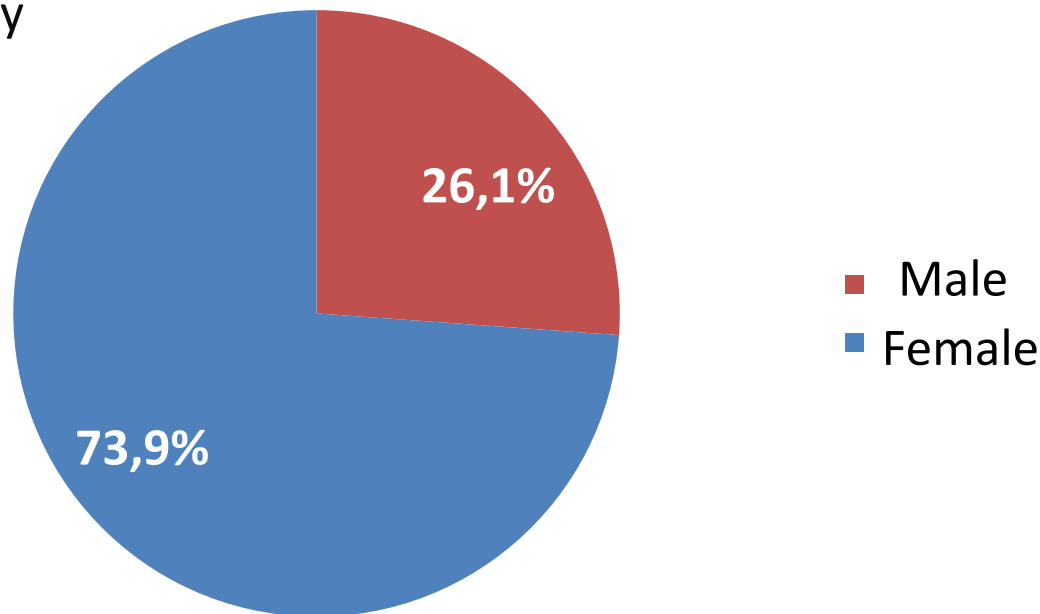
Fuente: Ministerio de Desarrollo Social, Segundo Estudio Nacional de la Discapacidad, 2015.

* Porcentaje que representa la fuerza de trabajo (ocupados y desocupados) adulta con respecto a la población total de 18 años o más. Ver definiciones en Anexo 4.

Nota: Las diferencias entre las estimaciones para las PsSD y las PeSD son estadísticamente significativas a un 95% de confianza para hombres y mujeres.

Distribution of adult population with disability that requires a personal assistant, by gender of the keeper.

- 42% of persons with disability have a personal assistant.
- 77% of keeper live at home.



Fuente: Ministerio de Desarrollo Social, encuesta del Segundo Estudio Nacional de la Discapacidad, 2015.

- Develop specific analysis and produce new data on specific population groups, including:
 - ✓ Children
 - ✓ Women
 - ✓ Persons in institutions and collective housing
 - ✓ Homeless people
- **Develop periodically a National Study on Disability**, first was done in 2004 and second in 2015.
- Evaluate methodological strategies to gather standardized data on disability in **household surveys**.
- Increase the coverage of administrative data, especially the National Register of persons with disabilities.

- https://www.senadis.gob.cl/pag/355/1197/ii_estudio_nacional_d_e_discapacidad
- http://observatorio.ministeriodesarrollosocial.gob.cl/endisc/endisc_sobre_estudio.php

hberner@fen.uchile.cl

February 26th, 2020